

Project Name	
Project #	
Model #	
Type	

# Tunable LED Back-Lit Panel FPL-061-BPLXX-MV-MCT

Tunable LED Back-Lit Panel, Select (3-Wattages + 3-CCT), 131 lm/W, Damp Location Rated, Dimmable+ Smart Ready

## FEATURES

<b>Lumen Output</b>	3930 to 6550 lumens
<b>Efficacy</b>	131 lm/W
<b>Input Voltage</b>	120-277V
<b>Dimmable</b>	0-10V Continuous
<b>Size</b>	2x2, 1x4, 2x4
<b>CCT</b>	Select (3500K, 4000K, 5000K)
<b>Warranty</b>	5 Years

## APPLICATIONS

Premium indoor luminaire suitable for general indoor commercial spaces, lobbies, offices, meeting rooms, schools, retail stores, restrooms, hallways, and work-stations.

## CONSTRUCTION

Manufactured for durability using aluminum sheet housing with satin coating to resist corrosion, discoloration, and scratching. Damp Location rated.

## ELECTRICAL

Input voltage 120-277V models with 0-10V Continuous Dimming. Tunable 3-CCT (3500K, 4000K, 5000K) and Tunable 3-Wattage. Operating temperatures -4°F to 104°F (-20°C to 40°C).

## MOUNTING

Recessed T-Bar Ceiling Mount. Optional Flange Kits and Surface Mount Kits available.

## OPTICS

Anti-UV Frosted Polycarbonate Lens.

## EMERGENCY

Installed 90 Minute Emergency Backup Battery Driver options available.

## LISTINGS

DLC Premium listed. ETL certified to meet US and Canadian standards. FCC and RoHS compliant.


## WARRANTY

5 year exclusive limited warranty.

Tunable 2x2, 1x4 and 2x4 Models



## TUNABLE CORRELATED COLOR TEMPERATURES (CCT)



## SPECIFICATION

### ENERGY DATA

**Input Voltage:** 120-277V  
**Input Frequency:** 50/60 Hz  
**Wattage:** Select (30W, 35W, 40W), (30W, 40W, 50W)  
**Power Factor:** >0.9  
**Total Harmonic Distortion (THD):** <15%  
**Operating Temperature:** -4°F to 104°F (-20°C to 40°C)

### LIGHTING DATA

**Lumens:** Select (3930, 4585, 5240), (3930, 5240, 6550)  
**Lumens Per Watt:** 131 lm/W  
**Color Correlated Temperature (CCT):** Select (3500K, 4000K, 5000K)  
**Dimmable:** 0-10V  
**Color Rendering Index (CRI):** >80  
**L70:** 50000 hours

### ORDERING INFORMATION

Model	Size	Wattage	Voltage	Current	Lumens	Efficacy	CCT	Dimming	Color	Dimensions
FPL-061-BPL-22-40W-L-H	2x2	(30W 35W 40W)	120-277V	0.28A@120V, 0.12A@277V 0.32A@120V, 0.14A@277V 0.37A@120V, 0.16A@277V	3930 4585 5240	131 lm/W	(3500K, 4000K, 5000K)	0-10V	White	23.74"L x 23.74"W x 1.50"H
FPL-061-BPL-14-40W-L-H	1x4	(30W 35W 40W)	120-277V	0.28A@120V, 0.12A@277V 0.32A@120V, 0.14A@277V 0.37A@120V, 0.16A@277V	3930 4585 5240	131 lm/W	(3500K, 4000K, 5000K)	0-10V	White	47.76"L x 11.93"W x 1.50"H
FPL-061-BPL-24-50W-L-H	2x4	(30W 40W 50W)	120-277V	0.28A@120V, 0.12A@277V 0.37A@120V, 0.16A@277V 0.46A@120V, 0.20A@277V	3930 5240 6550	131 lm/W	(3500K, 4000K, 5000K)	0-10V	White	47.76"L x 23.74"W x 1.50"H

### PHYSICAL DIMENSIONS

#### 2x2 Models

23.74"L x 23.74"W x 1.50"H




#### 1x4 Models

47.76"L x 11.93"W x 1.50"H



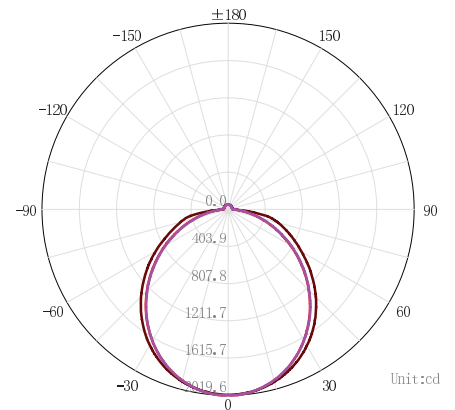
#### 2x4 Models

47.76"L x 23.74"W x 1.50"H



### PHOTOMETRIC CHARACTERISTICS

Luminous Intensity Distribution Curve



C Plane [50%MaxAng.] [10%MaxAng.]  
 - C270\_0\_90, 0 : 105.4 162.3  
 - C0\_0\_180, 0 : 113.4 169.2  
 - C90\_0\_270, 0 : 105.4 162.3

Input voltage	Output voltage/power (Emergency mode)	Battery pack	Duration (E.M mode)
100-347Vac 50-60Hz	150-200V 16W	Ni-Cd 12V 2.8Ah	90minutes

