


Project Name	
Project #	
Model #	
Type	

SEN-053-LOS-509 series Line Voltage Occupancy Sensor

AONN



OVERVIEW

The SEN-053-LOS-509 series member of the TRANS family is a line voltage switching occupancy sensor designed for all-purposes energy efficient lighting control.

This occupancy sensor employs a cutting edge quad element pyroelectric infrared sensor to provide omnidirectional sensing capability of occupant's presence and movements. The Accu-Set digital potentiometer makes the sensor setting easier, faster and more accurate than the conventional analog potentiometer. An exclusive Hybrid Switching technology makes SEN-053-LOS-509 series ideal to control the lighting with exceptionally high inrush current (HIC) while switching on, such as multiple LED or CFL lightings connected in parallel.

Like all sensors in the TRANS family, the SEN-053-LOS-509 series is available with various mounting options and interchangeable lenses. This provides a second-to-none design and complete installation flexibility. The sensor is designed to operate in the coldest of environments, down to -40°F/°C.

The SEN-053-LOS-509 series comes with an ambient light sensor (ALS) to inhibit the lighting if ambient light levels are higher than required. The LOS-509 is designed to provide complete occupancy sensing for automatic lighting control, ease of use, and the simplest installation possible.

FEATURES

- Omni-directional quad element infrared sensor 120/277VAC
- multiple line voltage operation Hybrid switching for controlling loads with HIC Accu-Set potentiometer for quick and easy setting
- Walk test and sensor operation LED indicator
- Direct
- lead wires for easy wiring connection Available with a variety of mounting options Available with interchangeable lens options
-
-
-

APPLICATION

Light Control

The SEN-053-LOS-509 series occupancy sensor can be used to directly control the connected light, or other loads, by sensing the presence and movements of the occupant. Various control modes can be achieved by different wiring connections. Basic wiring diagrams are included. Consult with an IR-TEC team member if a more complex wiring diagram is required.

All of the products and specifications can change without prior notice

Please note this specification sheet is considered to be business promotional material and not used for product listing identification purposes

SEN-053-LOS-509 series

Line Voltage Occupancy Sensor

TRANS

Mounting Options

The SEN-053-LOS-509S \times series provides multiple mounting options for versatile applications. The bracket will be shipped with the sensor when ordered with the respective code. Codes F and W allow the LOS-509S \times to be directly integrated with OEM light fixtures in any environment

Code	Mounting Option	Mounting Bracket
F	Fixture Integrated	---
W*	IP-66 Fixture Integrated	---
E	Fixture External	EMB-500
P*	IP-66 Fixture External	PMB-500
S	Ceiling Surface	SMB-500
C	Junction Box	CMB-500

*Available for IP-66 fixture integration

Lens Options

The SEN-053-LOS-509S \times series is available with following lens options which provide different coverage at different mounting height (H). When adding the lens code the lens is then automatically shipped with the sensor.

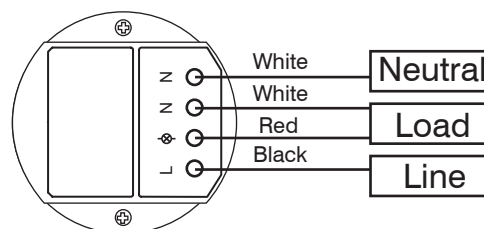
Lens	Shape	Mounting Height	Coverage
A	Standard	Cone	8~15 ft. 2.4~4.5m 2X height
B	Extra wide	Cone	8~10 ft. 2.4~3.0m 6X height
C	High bay	Cone	15~30 ft. 4.5~9.0m 3X height
D	Standard	Round	8~20 ft. 2.4~6.0m 2X height
F	Extra wide	Dome	8~20 ft. 2.4~6.0m 4X height
G	Aisle way	Arch	8~40 ft. 2.4~12.0m 3X height

Example: SEN-053-LOS-509SWB

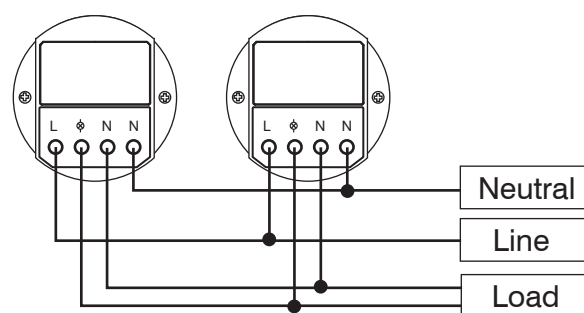
This sensor would come with ambient light sensor built-in and lens with extra wide detection for wet location control. Specific mounting bracket or lens may be order separately if needed. For help selecting sensors with proper mounting and lens options please visit www.irtec.com, send your inquiry to info@irtec.com or contact an IR-TEC team member directly.

Wiring Diagram

A. Single sensor control



B. Multiple sensors control



SPECIFICATIONS

Power supply	120/277VAC, 50/60Hz
Maximum Load @ -40°F~131°F (-40°C~55°C)	Incandescent/Halogen – 800/1200W(VA)@120/277V
	Fluorescent Ballast/CFL – 800/1200W(VA)@120/277V
	Ballast Electronic (LED) – 540/1200VA@120/277V
Maximum Load @ 131°F~158°F (55°C~70°C)	Incandescent/Halogen – 500/750W(VA)@120/277V
	Fluorescent Ballast/CFL – 500/750W(VA)@120/277V
	Ballast Electronic (LED) – 500/750VA@120/277V
Infrared sensor	Omni-directional quad element pyroelectric
Load switching	Zero-cross Hybrid-Switching
HIC protection	Max. 80A for 16.7msec.
Detectable speed	1~10 ft./sec. (0.3~3 m/sec)
Mounting height	Subject to the lens type applied.
Detection range	Subject to the lens applied and height
Ambient light level	7 levels Accu-Set digital potentiometer
Delay time setting	10"/1'/3'/5'/10'/20'/30' selectable
Op. humidity	Max. 95% RH
Op. temperature	-40°F~158°F (-40°C~70°C)
Dimensions	Ø2.36"x H1.45" (Ø60 x H37mm)

All of the products and specifications can change without prior notice

Please note this specification sheet is considered to be business promotional material and not used for product listing identification purposes